



PERFORMANCE MEASURE HISTRORICAL RESULTS

Trend Data for Dakota County's 2024 State Standard Measures

Background

This document has been generated in response to the Dakota County Manager's request, serving as an informational supplement to the 2023 State Standard Measures (SSM) report. The primary objective of this report is to enable the Dakota County Board of Commissioners to analyze historical trends within the County's data and make insightful comparisons with data from other Metro County SSM reports, whenever feasible. It is worth noting that participation in the SSM program is voluntary, granting counties the flexibility to select measures from a provided list. Consequently, the availability of comparison data may differ for each measure, as not all counties report on every possible metric.

PUBLIC SAFETY

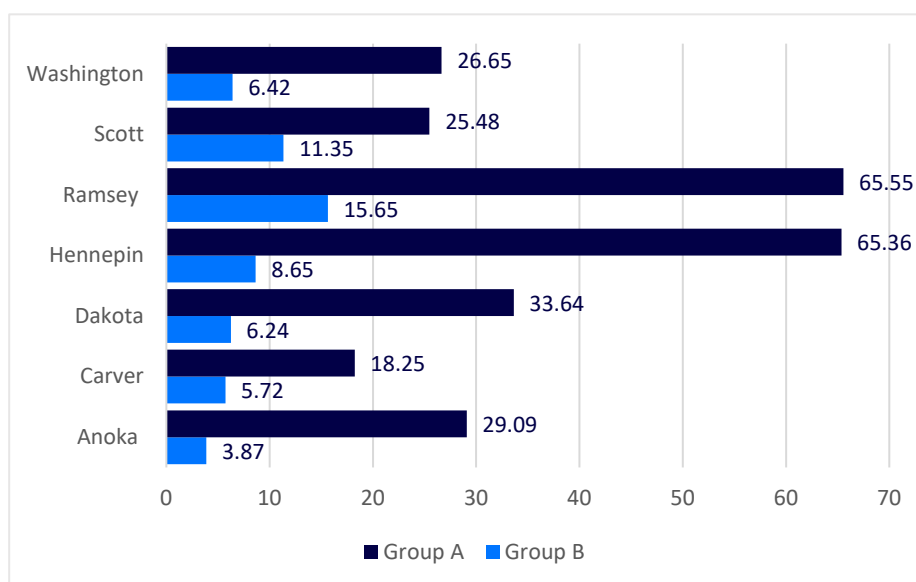
Group A and B Crime

Group A (Formerly Part I) crimes include murder, rape, aggravated assault, burglary, larceny, motor vehicle theft, arson, human trafficking, counterfeiting/forgery, embezzlement, sex offenses, stolen property, prostitution, gambling, vandalism, weapons, and narcotics.

Group B (Formerly Part II) crimes include family offenses – non-violent, DUI, liquor laws, disorderly conduct, and all other offenses.

The Minnesota Bureau of Criminal Apprehension transitioned to the NIBRS reporting system in 2021, which impacted crime statistics. NIBRS offers more detailed incident information, resulting in higher numbers for Group A crimes and lower numbers for Group B crimes. For instance, while UCR-SRS counted multiple offenses within one incident as a single crime, NIBRS tallies each offense separately, increasing overall crime counts. Additionally, some offenses previously categorized as Group B may now fall under Group A in NIBRS, decreasing Group B crime numbers. This change in reporting standards offers a more accurate view of crime data trends without implying actual increases or decreases in crime rates in Minnesota.

Fig. 1: 2023 Metro County Crime Rates

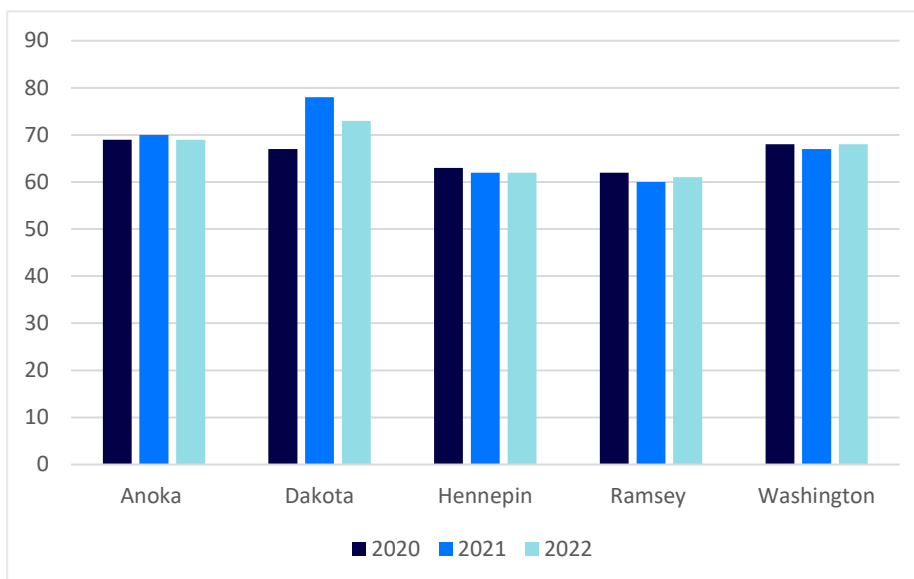


PUBLIC WORKS

Average County Pavement Condition Rating

The Minnesota Department of Transportation conducts biennial assessments of Dakota County roads, utilizing a comprehensive rating scale ranging from 0 (representing poor condition) to 100 (reflecting excellent condition). These assessments evaluate various factors, including the types of pavement distresses present and the overall smoothness of the road surface, to provide an accurate evaluation of the road quality.

Fig. 2: Metro
County Pavement
Condition Rating



Public Health Social Services

Workforce Participation Rate Among MFIP and DWP Recipients

This measure shows the percent of Minnesota Family Investment Program (MFIP) and Diversionary Work Program (DWP) adults working 30 hours or more per week or who have left cash assistance three years after the baseline period.

Fig. 3: Dakota County Workforce Participation Rate Among MFIP and DWP Recipients

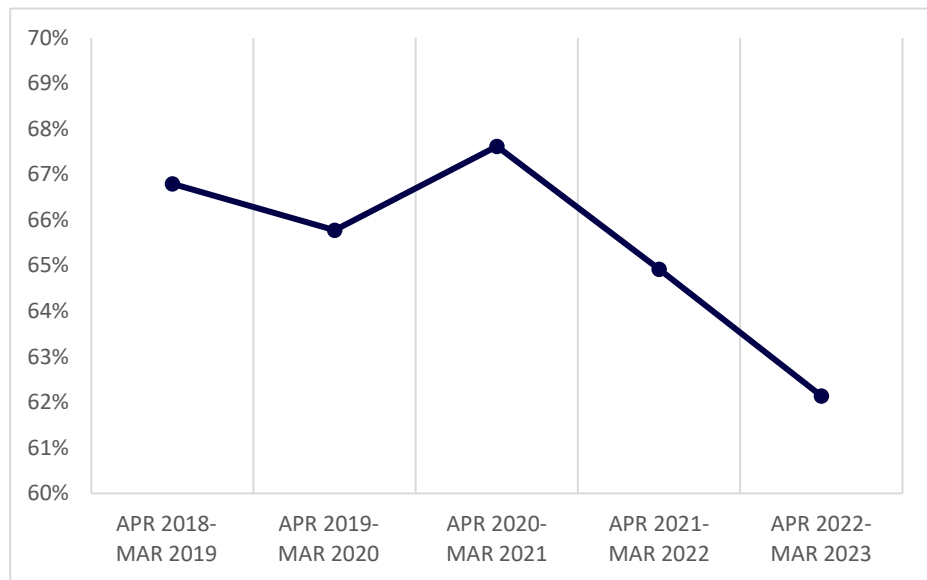
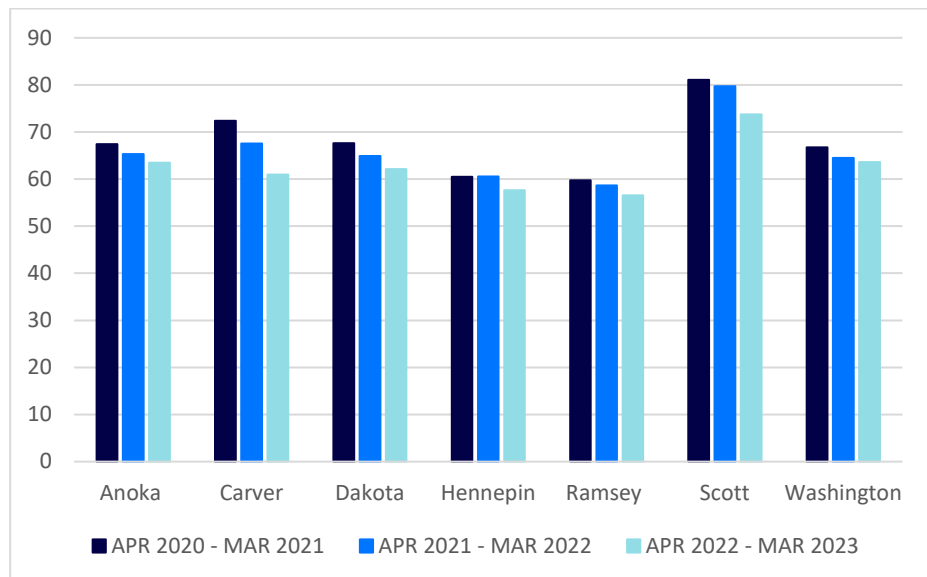


Fig. 4: County Comparison – MFIP & DWP Participation Rate



Percentage of Children Where There is a Recurrence of Maltreatment within 12 Months Following an Intervention

This measure examines all maltreatment (abuse or neglect) findings during the reporting period and counts the number of cases that had a subsequent maltreatment finding within 12 months of the initial finding.

Fig. 5: Dakota County Child Maltreatment Recurrence Rate

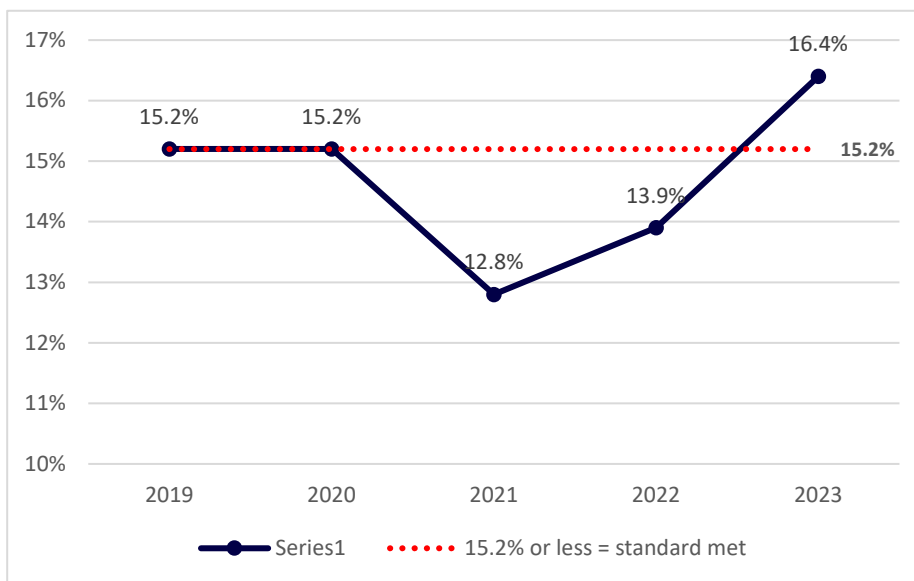
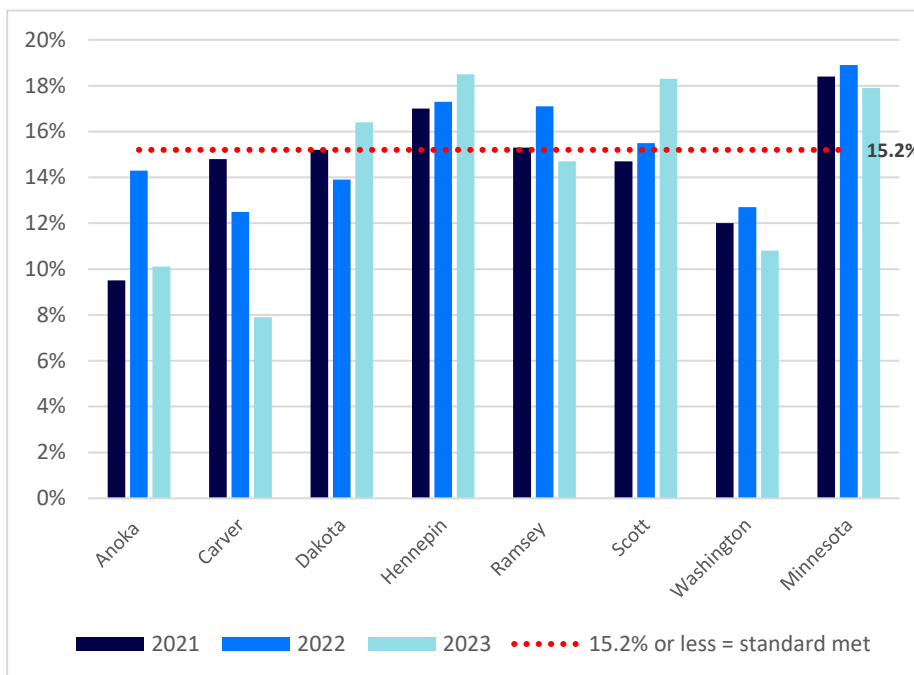


Fig. 6: County Comparison – Child Maltreatment Recurrence Rate

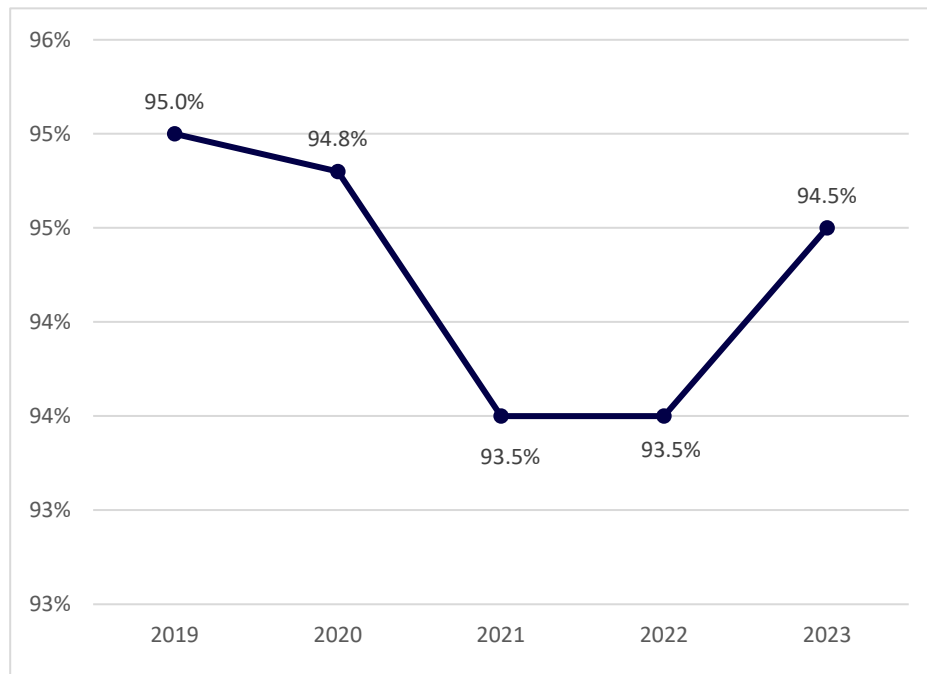


PROPERTY RECORDS, VALUATION, ASSESSMENT

Level of Assessment Ratio (Median Between 90% and 105% Is Acceptable)

The level of assessment ratio measures the accuracy of County assessments by comparing the actual market value of homes (determined by sales/purchase price) with the assessed value assigned by the County (as of 2023).

Fig. 7: Dakota County Level of Assessment Ratio



ELECTIONS

Accuracy of Post-Election Audit

The percentage of accurately counted ballots in the recent election reflects the efficiency and reliability of the voting process. Notably, the counties with available comparison data have demonstrated a remarkable level of accuracy, consistently reaching, or approaching 100%.

Dakota County Post Election Audit has consistently achieved a 100% accuracy rate from 2010 to 2022.

BUDGET, FINANCIAL

Bond Rating

Moody's and S&P Investor Services annually assess the quality of the County's financial management, current financial condition, and financial outlook.

Dakota County has consistently achieved Aaa ratings from Moody's for the years 2014 through 2023. Additionally, in the years 2019, 2020, 2021, 2022, and 2023 Dakota County also received AAA ratings from S&P.

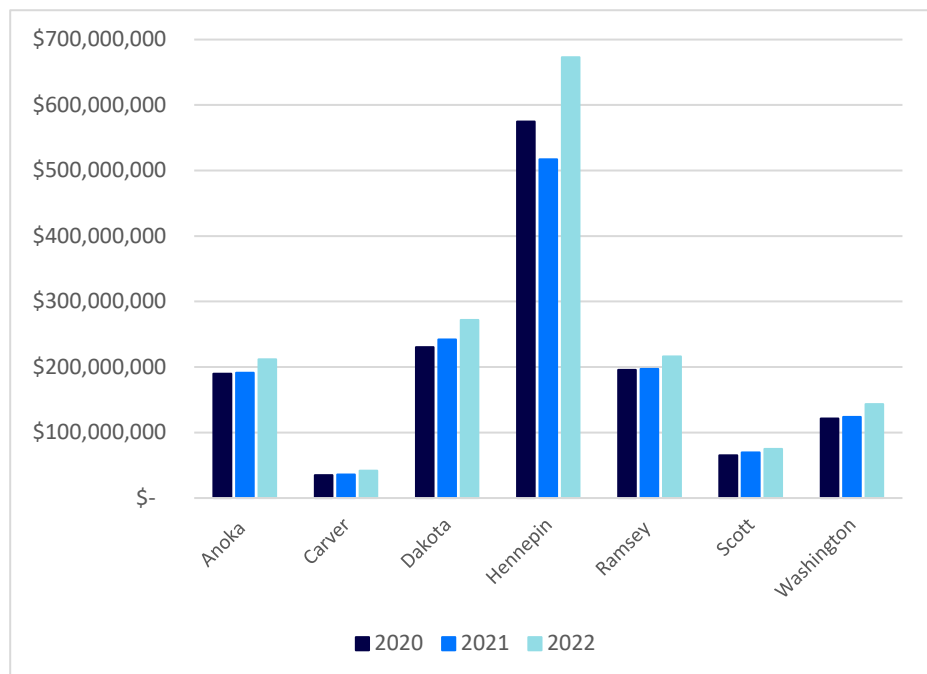
In 2023, all Metro counties with available comparison data attained the highest possible ratings from both Moody's (Aaa) and S&P (AAA).

VETERANS SERVICES

Dollars Brought into County for Veterans' Benefits

The state Department of Veteran Affairs tracks and publishes yearly program and service expenditures for veterans. The dollars spent on veterans includes health care, insurance and indemnity, educational benefits, and compensation and pension (2022).

Fig. 8: County Comparison – Dollars Brought in by Veterans' Benefits



PARKS, LIBRARIES

Citizen's Rating of the Quality of County Parks, Recreational Programs, and/or Facilities

Every three years, via a statistically valid mailed survey, residents rate the quality of County parks and recreation from poor to excellent (2022). Sample size (N)=556. No county comparison data is currently available from State Standard Measures reports, limiting the ability to benchmark the County's performance against other jurisdictions. Nonetheless, this resident feedback remains crucial in gauging public satisfaction, identifying areas for improvement, and guiding future enhancements to ensure that County parks and recreation facilities continue to meet the evolving needs and expectations of the community.

Fig. 9: Dakota County Parks and Recreation Rating

