



# SNAP

(Supplemental Nutrition Assistance Program)

## Error Rates

**Tiffinie Miller-Sammons**  
Deputy Director E&EA

July 22<sup>nd</sup>, 2025

1

## Agenda



- SNAP in MN and Dakota County
- Expansion of Work Rules
- SNAP Program Integrity
- What is a SNAP Error
- SNAP Payment Errors Cost Share



2

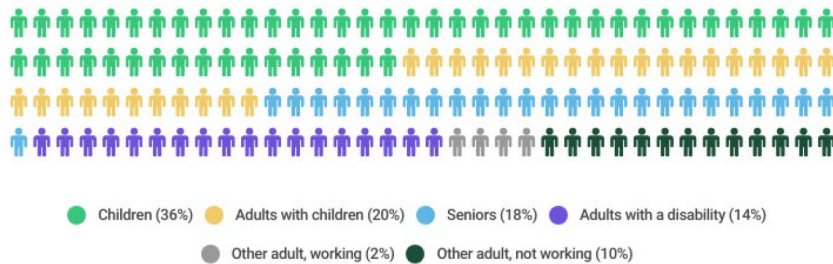
## SNAP in Minnesota



In December 2023

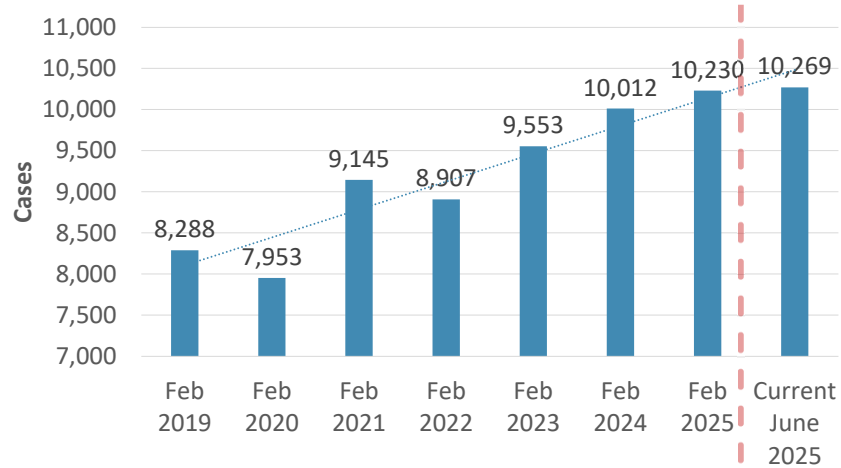
# 411,884 people

received stand-alone SNAP benefits



3

## SNAP History: Dakota County



4

## SNAP Work Rules: Current & New



| Exemptions (NEW)               |  | Time-Limited (NEW)   |
|--------------------------------|--|--|
| Unfit for employment           | <ul style="list-style-type: none"> <li>Temporary or permanent</li> <li>Limitations to obtain or maintain</li> </ul>  | Able to work   |
| Responsible for care of person | <ul style="list-style-type: none"> <li>Physical or mental illness, injury, or disability</li> <li>Child under 6</li> </ul>   | No dependents<br>Adults with children older than 14  |
| Age                            | <ul style="list-style-type: none"> <li><del>60</del> 64 or older</li> <li>Under age 16</li> <li>16 or 17 living w/ parent, or attending school/training</li> </ul> | 2022- 18 to 50<br>2023- 18 to 49<br>2025- 18 to 54<br>NEW 18 to 64   |
| Employed or Self-employed      | <ul style="list-style-type: none"> <li>30hrs a week or earn more than federal min wage (\$217.50per week)</li> </ul>   | 80hrs a month  |
| Receive                        | <ul style="list-style-type: none"> <li>Unemployment insurance</li> <li>MFIP or DWP</li> </ul>  | <ul style="list-style-type: none"> <li>Adds exemption for American Indian, Alaska Natives, Urban Indian, &amp; California Indians</li> </ul> |
| Program participation          | <ul style="list-style-type: none"> <li>Certain school programs</li> <li>Treatment</li> <li>Eliminates Veterans, Homeless &amp; Foster Care</li> </ul>              |  |

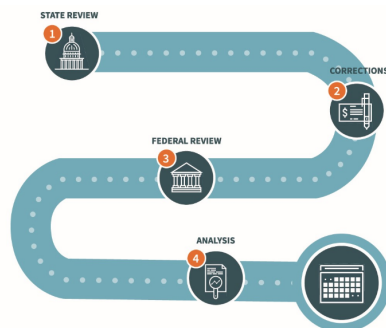
5

## SNAP Program Integrity



### Quality Control & Management Evaluation: County, State & Federal

#### SNAP Quality Control Process



#### Management Evaluation (ME):

- State conducts
- Biannually
- Targeted area

#### Monthly County Reviews:

- Case reviews
- Anonymous phone calls

6

## SUPPLEMENTAL NUTRITION ASSISTANCE PROGRAM (SNAP) WHAT IS AN IMPROPER PAYMENT?

**AN IMPROPER PAYMENT IN SNAP IS WHEN:**

An ineligible household receives benefits.

An eligible household receives the wrong amount of benefits.

**IMPROPER PAYMENTS CAN BE OVERPAYMENTS OR UNDERPAYMENTS.**

**Underpayments**  
Household certified for **less** benefits than they are entitled to

**Overpayments**  
Household certified for **more** benefits than they are entitled to

**IMPROPER PAYMENTS CAN RESULT FROM STATE AGENCY OR HOUSEHOLD ERRORS.**

**State Agencies**  
E.g., state agency misses a household update in their calculations or makes a data or processing error

**Households**  
E.g., household does not know how to report a change in income or forgets to report an additional household member

**THE SNAP PAYMENT ERROR RATE IS NOT A FRAUD RATE**

The SNAP Payment Error Rate is a measure of how accurately states determine eligibility and benefit amounts.

7

| Four Most Error Prone Policy Areas |                  |                   |                   |                |                            |                     |                           |
|------------------------------------|------------------|-------------------|-------------------|----------------|----------------------------|---------------------|---------------------------|
|                                    | Wages & Salaries | Shelter Deduction | Utility Deduction | Household Comp | Error Total in Top 4 Areas | Other Error Totals* | Error Totals in all Areas |
| Agency Errors                      | \$4,085          | \$3,258           | \$1,378           | \$1,545        | \$10,266                   | \$4,164             | \$14,430                  |
| Household Errors                   | \$3,418          | \$792             | \$2,014           | \$355          | \$6,579                    | \$3,506             | \$10,085                  |
| Total Dollar Errors                | \$7,503          | \$4,050           | \$3,392           | \$1,900        | \$16,845                   | \$7,670             | \$24,515                  |
| Percent of all Dollar Errors       | 31%              | 17%               | 14%               | 8%             | 70%                        | 30%                 |                           |

\*Examples of other policy areas are unearned income, self-employment, assets

8

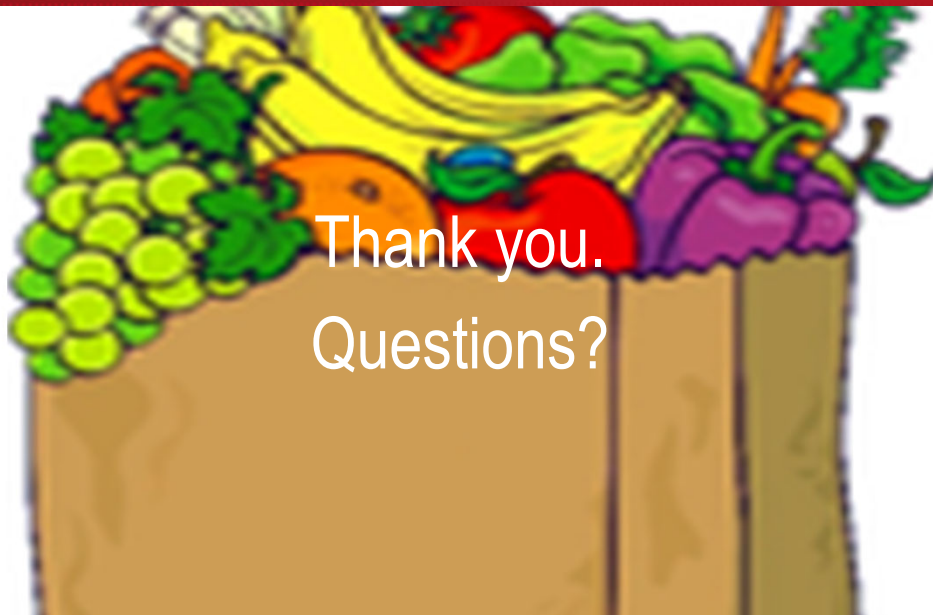
## SNAP Quality Control Error Rates:



October 2023 – September 2024

| County      | Payment Error Rate | Total Payment Error |
|-------------|--------------------|---------------------|
| Anoka       | 10%                | \$1,183             |
| Dakota      | 10%                | \$1,258             |
| Hennepin    | 9%                 | \$6,037             |
| Ramsey      | 12%                | \$4,911             |
| Washington  | 4%                 | \$327               |
| State of MN | 8.9%               | \$24,515            |

9



Thank you.  
Questions?

10